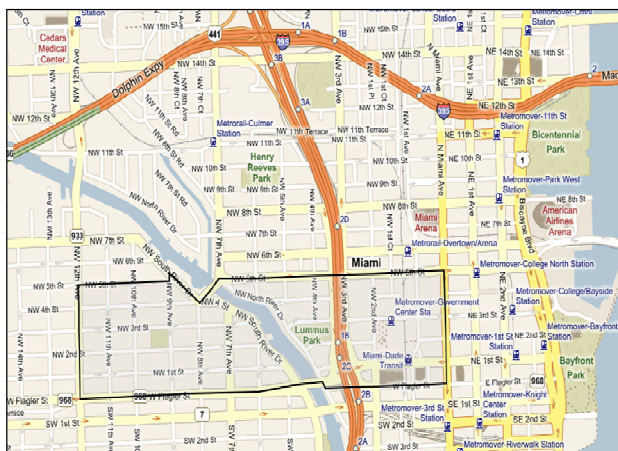




Jan 2010

Miami-Dade County Injury Facts

Injury Deaths and Hospitalizations, 2006-2008 Residents of Miami-Dade County Zip Code 33128



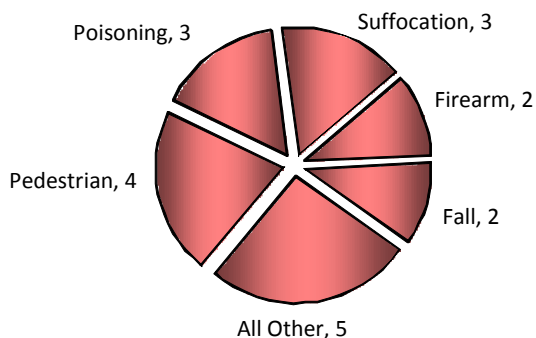
This fact sheet describes injuries that resulted in either death or hospitalization during the years 2006-2008 to residents who live in the zip code 33128 of Miami-Dade County.

This zip code includes the community of Little Havana and parts of downtown Miami.

Injury was responsible for 19 deaths and 198 hospitalizations during this 3-year period. Among 79 county residential zip codes, 33128 ranked 3rd in overall injury rate.

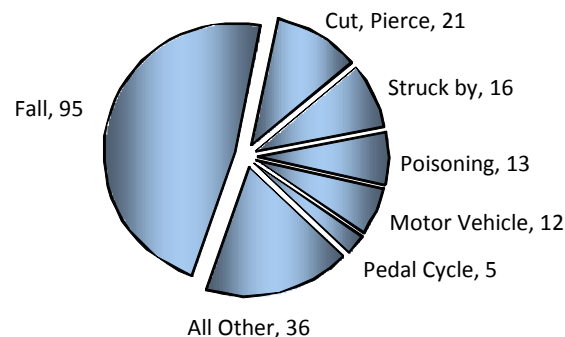
What Caused Deaths From Injury, 2006-2008

- Pedestrian injuries were responsible for 21% of all injury deaths during this 3-year period followed by poisonings (16%) and suffocation (16%).



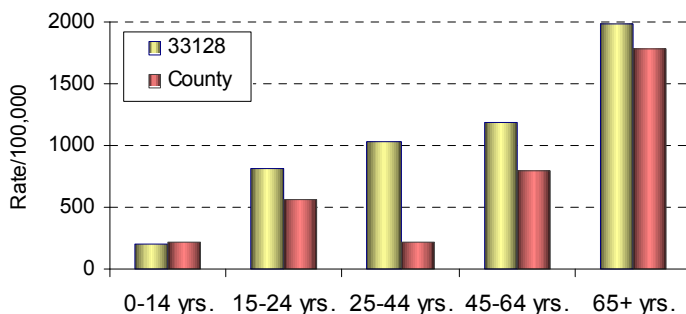
What Caused Hospitalizations From Injury, 2006-2008

- Unintentional falls were responsible for 48% of injury hospitalizations during this 3-year period, followed by cut and pierce injuries (11%) and being struck by or against an object or person (8%).



Which Age Groups Were Most At-Risk to be Injured, 2006-2008

**Injury Deaths & Hospitalizations
Zip Code 33128 vs. Miami-Dade County
3-Yr. Avg. Rates, 2006-2008**



This graph shows rates for injuries that resulted in death or hospitalization for five age groups and compares residents of zip code 33128 with all county residents.

- Residents from 33128 had higher injury rates for every age group except children aged 0-14 years compared to the county. Residents aged 65 and older had the highest injury rate.



- The age group most disparate from the county was 25-44 year olds, with an injury rate almost 5-times greater than the county rate. Assaults from stabbings and blunt force were responsible for the majority of injuries in this age group.

- During 2006-2008, residents of 33128 had an overall injury rate 74% higher than the county rate.
- Homicide/Assault was more than 3-times higher and self-inflicted injury 14% lower for 33128 than the county rates during these 3 years.
- Higher rates were observed for most gender/race/ethnic groups including males (91%), whites (66%), blacks (510%), Hispanics (50%), and non-Hispanics (701%).
- Cutting and stabbing injuries (402%), falls (80%) and traumatic brain injuries (148%) were significantly higher compared to the county.

Miami-Dade Co. Zip Code 33128: Fatal & Hospitalized Injury Profile, 2006-2008

Characteristic		Deaths			Hospitalizations			2006-2008 Avg. Rates *		
		2006	2007	2008	2006	2007	2008	33128	County	Florida
All Injuries		6	7	6	68	64	66	1,078.4	621.4	705.6
Age Group	0-14 yrs.	0	0	0	3	3	1	200.7	214.2	208.2
	15-24 yrs.	1	0	0	7	5	8	811.2	569.2	578.0
	25-44 yrs.	0	3	1	25	12	16	1027.5	219.3	259.9
	45-64 yrs.	4	1	3	15	16	15	1187.7	799.3	895.2
	65+ yrs.	1	3	2	18	28	26	1977.2	1788.1	1716.0
Gender[^]	Male	5	6	5	45	47	40	1,328.4	694.7	729.0
	Female	1	1	1	23	17	26	768.3	552.8	683.0
Race[^]	White	6	6	5	53	48	45	1,027.1	617.7	746.9
	Black	0	1	1	14	11	9	3,065.5	502.4	461.3
Ethnicity[^]	Hispanic	6	5	4	40	38	33	667.1	446.0	384.8
	Non-Hispanic	0	1	1	28	26	33	7,207.0	900.0	781.9
Intent[@]	Unintentional	5	6	4	50	53	48	824.9	502.0	563.8
	Suicide/Self-Inflicted	0	0	0	3	1	4	39.8	46.5	63.7
	Homicide/Assault	1	1	2	14	8	10	178.9	51.0	36.5
	Undetermined, Other	0	0	0	1	2	4	34.8	13.6	16.3
Leading Injury Mechanisms[@]	Cut, Pierce	0	0	0	11	3	7	104.4	20.8	16.1
	Drowning, Submersion	0	0	1	0	0	0	NC	4.2	4.4
	Fall	0	2	0	30	33	32	482.0	268.2	297.1
	Firearm	1	1	0	1	0	0	NC	26.5	21.7
	# Homicide/Assault	1	1	0	1	0	0	NC	18.8	10.8
	# Suicide/Self-Inflicted	0	0	0	0	0	0	0.0	4.4	7.4
	Motor Vehicle Crash Occupant	1	0	0	8	3	1	64.6	66.1	67.9
	Motorcycle Crash	0	0	0	0	2	0	NC	18.6	21.2
	Pedal Cyclist	0	0	0	1	3	1	NC	8.3	10.4
	Pedestrian	2	1	1	2	0	2	39.8	18.9	13.1
	Poisoning	1	1	1	3	3	7	79.5	69.8	109.9
	# Unintentional	1	1	1	0	2	1	29.8	23.7	47.2
	# Suicide/Self-Inflicted	0	0	0	3	0	4	34.8	34.6	48.7
	Struck By or Against	0	0	0	4	7	5	79.5	28.8	25.5
	Suffocation, Hanging	0	1	2	0	0	0	NC	5.2	6.6
	All Other Coded Mechanisms	1	1	1	8	10	11			
	Leading Diagnoses	Traumatic Brain Injury	2	1	1	20	13	11	238.5	96.1
Hip Fracture (Age 65+)					4	10	7	532.3	538.0	567.5

* Rates were calculated using the average number of deaths and hospitalizations over the 3-year period
 NC: rates not calculated for mechanisms that averaged less than 2 cases over the 3 years
[^] Gender, Race and Ethnicity categories may exclude case that are unknown, other or unclassifiable
[@] Mechanism & Intent are determined from the documentation of external cause codes in the death certificate or hospital medical record.
 Over the 3-year period, E-codes were documented for 100%, 98% and 99% of injury-related hospitalizations respectively

 Injury rate for this zip code was significantly greater than the county injury rate
 Injury rate for this zip code was significantly lower than the county injury rate

Produced by the Miami-Dade County Injury Surveillance System

Data Sources: Death Certificates, Office of Vital Statistics, FL Dept. of Health
 Hospital Discharge Data, FL Agency for Health Care Administration
 Medical Examiner Records, Miami-Dade Co. Medical Examiner Dept.
 PHONE: (IFCK): 305-804-7212 (MDCHD): 305-470-5649
 E-MAIL: stephen.dearwater@jhs-miami.org
 MDCISS website: <http://dadehealth.org/injury/INJURYintro.asp>

